

PAR38 IP68



ALTLED®  
**Asteria**  
Series

Specification Sheet

## Product Introduction

ASTERIA is a minor planet that orbits the Sun, and also considered in the Greek Mythology as the Amazon that defeat the all mighty Heracles. ALT's ASTERIA can be presented as a strong, smart and efficient light bulb. ALT's Asteria PAR IP68 Series is the most efficient and brightest LED for general lighting solution in the market, and is indeed the first high power LED to achieve the requirements in a safe, durable, and resourceful way. Concededly it is perfect for brightening up wide areas, including indoor/outdoor commercial lighting, stage lighting or fountain lighting with waterproof casing. Living wisely it allows you to reduce a considerable amount of energy consumption and maintenance costs, and at the same time provide a beautiful, elegant atmosphere. Simple and easy to install, also guaranteed by our engineers to last up to 50,000 hours, Asteria PAR IP68 series are beautifully designed and will make a big difference in any ambient it is installed. More importantly, Asteria PAR IP68 Series has been certified by the most important safety certification organisations, such as UL, LASER, PSE, RoHS, CE and FCC. All these provide a relieved safety environment to where it's applied.

## Certificates



## Features

- ✓ IP68 waterproof standard.
- ✓ Elegant, rich and long-lasting lighting output ideal for Interior design.
- ✓ High density aluminum increase heat dissipation.
- ✓ Up to 90% energy saving compared to standard halogen lamp.

## Application

- ✓ Shop Lighting
- ✓ Commercial Lighting
- ✓ Boutique Lighting
- ✓ Illumination Lighting
- ✓ Hotel Lighting



## Specifications

Item	Specification	Details
Output	Beam Angle	38° / 72° / 80° / 90° / 100° / 120° / 135°
	Colour Range	TW / NW / WW
	Lumen Maintenance	50,000 hours
Electrical	Input Voltage	100~277V AC 24V DC
	Power Factor	> 0.9
	Power Consumption	30 Watts
Physical	Bases	<ul style="list-style-type: none"> <li>· E26 / 24 (US)</li> <li>· E26 / 27 (EURO)</li> <li>· E39 / 40</li> </ul>
	Weight	17.63 oz. ( 500 g )
	Lens	Optics PMMA
	Operating Temperature	-4° F to 104° F (-20°C to 40°C)
	Humidity	0 – 95%, non-condensing
Certification and Safety	Certifications	C-TICK, Laser Testing, RoHS, CE , FCC , LVD , REACH, IP68
	Environment	Not for use in totally enclosed fixtures Suitable for damp location
	Warranty	3 years
<b>Two Million Worldwide Product Liability Insurance.</b>		

## Chipset Luminous Flux

Chipsets	CREE XT-E
Power Consumption	30W
Beam Angle	10% 100° / 135°
True White	CRI 70 3050 lm
Natural White	CRI 80 2650 lm
Warm White	CRI 80 2180 lm
	CRI 90 1950 lm (2200K) 1740 lm

Chipsets	CREE XM-L
Power Consumption	30W
Beam Angle	10% 38° / 80° / 100° / 135°
True White	CRI 65 3050 lm
Natural White	CRI 75 2650 lm
Warm White	CRI 80 2180 lm

Chipsets	BRIDGELUX
Power Consumption	30W
Beam Angle	10% 72° / 120°
True White	CRI 65 2350 lm
Natural White	CRI 80 2140 lm
Warm White	CRI 82 1520 lm

Chipsets	Lumileds - LUXEON Q
Power Consumption	30W
Beam Angle	10% 100° / 135°
True White	CRI 80 3100 lm
Natural White	CRI 80 2750 lm
Warm White	CRI 80 2250 lm

Chipsets	OSRAM Square
Power Consumption	30W
Beam Angle	10% 100° / 135°
True White	CRI 70 3250 lm
Natural White	CRI 70 3000 lm
Warm White	CRI 80 2500 lm
	CRI 92 1880 lm (2400K) 2000 lm

Chipsets	LUXEON Tx
Power Consumption	30W
Beam Angle	10% 100° / 135°
True White	CRI 70 3200 lm
Natural White	CRI 70 2900 lm
Warm White	CRI 80 2350 lm

Chipsets	CREE XP-L
Power Consumption	30W
Beam Angle	10% 38° / 90° / 120° / 135°
True White	CRI 65 3300 lm
Natural White	CRI 75 3000 lm
Warm White	CRI 80 2700 lm

※All Chipset Luminous Flux Data are indicated in max values

## Optical Characteristics

Dominant Wavelength (nm) or Colour Temperature (K)

### CREE LED chips

Correlated Colour Temperature	Min.	Typ.	Max.
True White	4550K	6000K	10000K
Natural White	3250K	4000K	4750K
Warm White	2100K	3000K	3500K

### BRIDGELUX LED chips

Correlated Colour Temperature	Min.	Typ.	Max.
True White	4750K	5600K	7000K
Natural White	3700K	4100K	4750K
Warm White	2850K	3000K	3700K

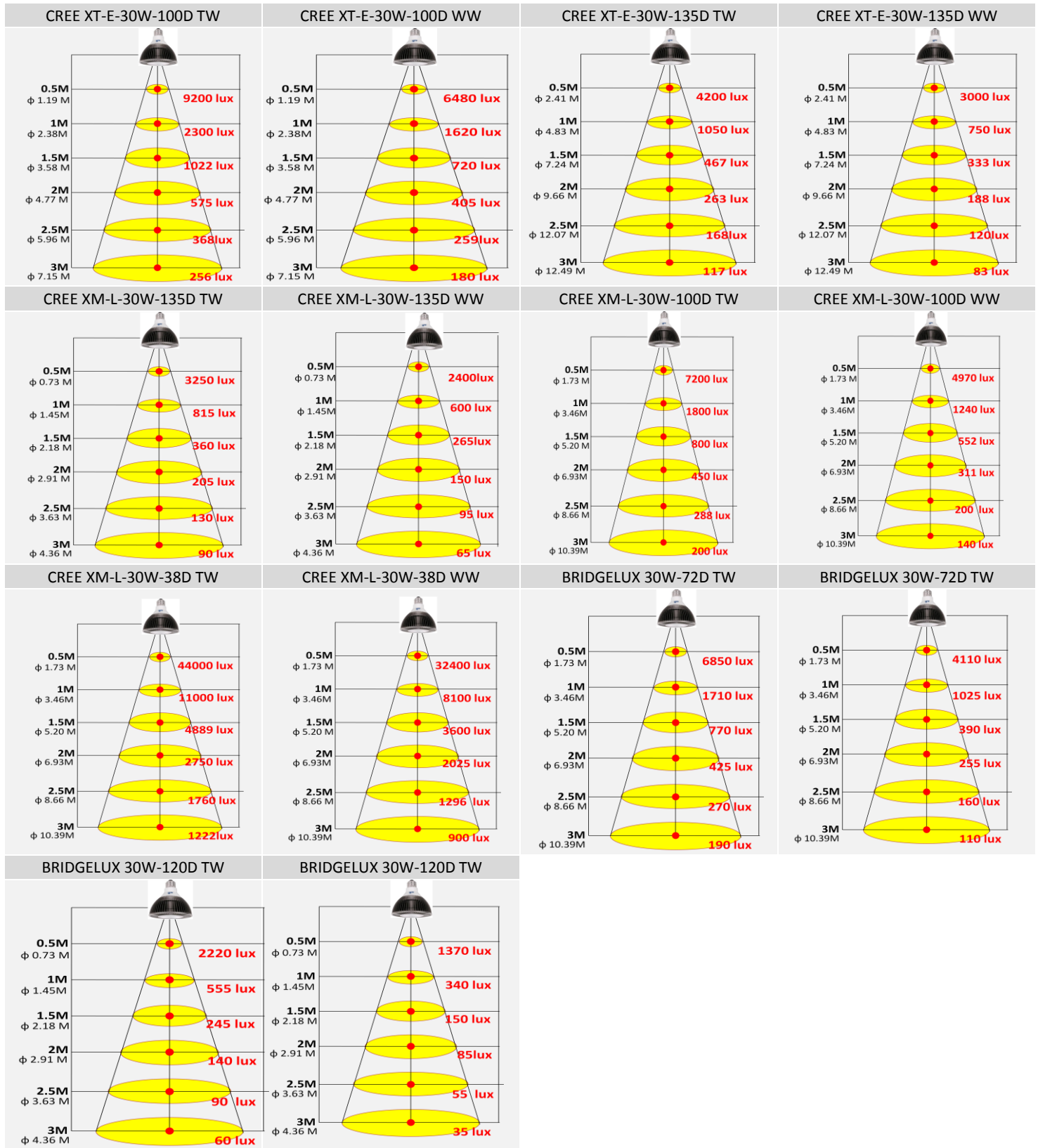
### LUXEON LED Chips

Correlated Colour Temperature	Min.	Typ.	Max.
True White	4500K	5650K	10000K
Natural White	3500K	4100K	4500K
Warm White	2540K	3100K	3500K

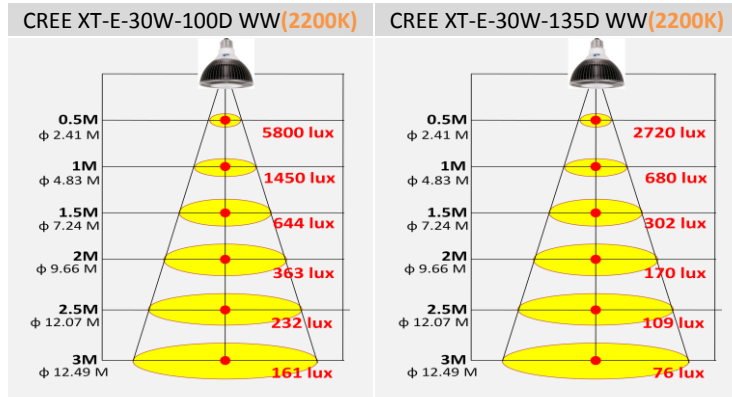
### OSRAM LED Chips

Correlated Colour Temperature	Min.	Typ.	Max.
True White	5000K	6000K	7000K
Natural White	3500K	4000K	5000K
Warm White	2700K	3000K	3500K

# Illuminance at Distance

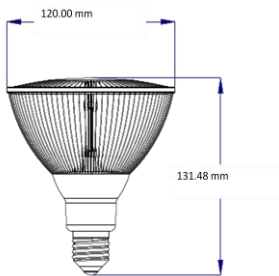


## ILLUMINANCE AT DISTANCE

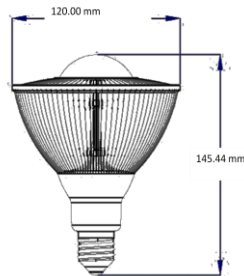


## MECHANICAL DIMENSIONS

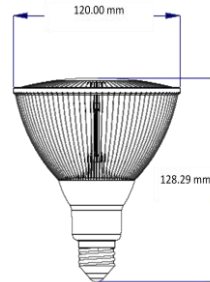
**E26/27(EURO)**  
Beam Angle 38°, 72°, 80°, 90°, 120°, 135°



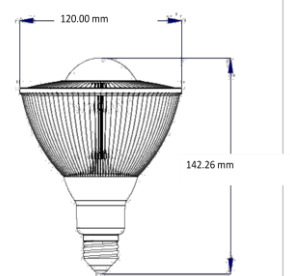
**E26/27(EURO)**  
Beam Angle 100°



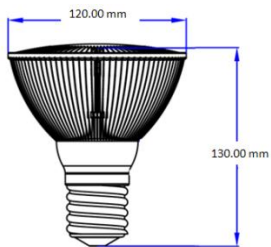
**E26/24(US)**  
Beam Angle 38°, 72°, 80°, 90°, 120°, 135°



**E26/24(US)**  
Beam Angle 100°



**E39/40**  
Beam Angle 38°, 72°, 80°, 90°, 120°, 135°



**E39/40**  
Beam Angle 100°

